



20/21 ECS Re-Entry Plan

Evansville Christian School



Evansville Christian School

4400 Lincoln Avenue, Evansville, IN 47714 | 812-477-7777

www.EvansvilleChristian.org

Contents

Overview	1
Coordination with State and County Agencies	2
Vanderburgh/Warrick County District Health School Guidance	2
Health Protocols	2
Student Screenings	2
ECS Daily Health Screener	2
Modified Medical Policy	3
Prevention and Mitigation Strategies	3
Drop-off and Pick-up	3
Masks	3
Hallways	3
Classrooms	3
Lunchroom	3
Assemblies and Chapels	3
Physical Education Classes	3
Music, Computer, and Arts Classes	4
Athletics	4
Recess Procedures	4
Restrooms	4
Waiting Area for Sick Students	4
Visitors and Volunteers	4
Daily Sanitization Protocols	5
Personal Hygiene Efforts	5
School-Wide Disinfections	5
Hand Sanitizer Stations	5
Drinking Fountains	5
Hygienic Practices	5
Procedure for Positive or Presumed COVID-19 Case	5
Appendix A (ECS Daily Health Screener)	6
Appendix B (When a student, faculty or staff member can return to school)	7
Appendix C (Emergency Management Plan for Evansville Christian School)	8
Appendix D (Guidelines to Group Safety)	10



Evansville Christian School

4400 Lincoln Avenue, Evansville, IN 47714 | 812-477-7777
www.EvansvilleChristian.org

Overview

We believe our mission **to empower students to embrace a Biblical worldview through spiritual and academic growth, servant leadership, and authentic relationships in the name of Jesus Christ** is best fulfilled when teachers and students come together on campus and in the classrooms. However, until the COVID-19 pandemic has subsided, an open school building requires special precautions and protocols in order to safeguard the health and well-being of our students, faculty, and staff. We have developed these protocols in close coordination with local, regional, and state officials in order to ensure that the mission continues.

It is our intention to open the school building when conditions permit. For the safety of our students and staff, and depending on conditions and guidance from coordinating agencies, we may need to resort to a temporary distance learning model. Thank you for your patience and your prayers as we persevere through this unprecedented challenge.

For the foreseeable future, the COVID-19 pandemic is likely to affect our daily school routines. Discretion calls for prayerful, thoughtful, and coordinated planning as we learn how to best respond to this challenge. We realize that there are many different options for schools in responding to the pandemic, but we believe this document represents the best plan for Evansville Christian School.

The following learning models will guide instruction:

1. On-site Learning

- Typical school routines with increased safety precautions (increased distancing, mask usage when appropriate, sanitizable desk barriers, etc...)
- Attendance policies per the ECS Family Handbook
- Grading and academic policies per the ECS Family Handbook
- Adjusted procedures to ensure the emotional, spiritual, and physical health of students and staff, including new procedures for extended/short-term student absences
- Regular tuition rates and fees apply, and **families will be committing to at least a semester's worth of tuition payments (according to the family's chosen payment plan).**

2. Remote Learning

- Direct access to a Remote Learning Liaison (RLL - this is NOT the content area or grade-level teacher) to provide access to the content, manage questions, and connect students to the supports needed for learning. The RLLs will work with the grade-level teams and/or content area teacher to which they are assigned and act as a liaison between the student and the instructor.
- Access to content for PS-3rd grade through SeeSaw, and 4th-12th grade through Google Classroom while expecting high parent and student engagement from home. The content provided will provide learning opportunities in line with grade-level standards.
- Access to textbooks, programs, content resources, and assignments that mirror a student's access when absent from school.
- Feedback on work and assessments may come from a content area teacher and/or the RLL; however, all questions should be directed toward the RLL for efficient responses and support for students.
- Requirement to complete assessments (such as NWEA and other state-mandated assessments) on site.
- Attendance policies per the ECS Family Handbook (while not physically in attendance, daily engagement is expected)
- Grading and academic policies per the ECS Family Handbook
- Would be evaluated quarterly for need.
- Regular tuition rates and fees apply, and **families will be committing to at least a semester's worth of tuition payments (according to the family's chosen payment plan).**



Evansville Christian School

4400 Lincoln Avenue, Evansville, IN 47714 | 812-477-7777
www.EvansvilleChristian.org

Coordination with State and County Agencies

Evansville Christian School will work in coordination with recommendations from the Vanderburgh and Warrick County Health Department(s) and the Governor of Indiana.

Health Protocols







Student Screenings

The parent/guardian's role in helping create the healthiest environments for learning could not be more important going into this year. Parents are asked to screen their student(s) on a daily basis *before* they enter the building using our ECS Daily Health Screener. If a student exhibits or develops a fever or symptoms that are not otherwise medically explained during school hours, we will isolate the student and contact the parent to pick up the student and siblings.

ECS Daily Health Screener (also see Appendix A)

COVID-19 Screening for Parents

Every morning before you send your child to school please check for signs of illness:

<input type="checkbox"/>		<input type="checkbox"/>		<input type="checkbox"/>	
	FEVER 100.4* OR CHILLS <small>*or school board policy if threshold is lower</small>		SORE THROAT		COUGH* OR SHORTNESS OF BREATH <small>*especially new onset, uncontrolled cough</small>
<input type="checkbox"/>		<input type="checkbox"/>		<input type="checkbox"/>	
	DIARRHEA, NAUSEA OR VOMITING, ABDOMINAL PAIN		HEADACHE* <small>*particularly new onset of severe headache, especially with fever</small>		NEW LOSS OF TASTE OR SMELL

**May present with more than one symptom. This list does not include all possible symptoms.*

- 1** Does your child have any sign of illness above?
 - 2** Were you in close contact (within 6 feet for more than 15 minutes) with anyone confirmed with COVID-19?
 - 3** If the answer is **YES** to any of the questions, **DO NOT** send your student to school. Instead, begin isolation of your child and contact your healthcare provider. Have you been tested for COVID-19? Only a positive test or provider diagnosis can confirm if someone has a current infection.
 - 4** Please keep your student home until they meet the criteria on the chart on back of the page.
- If you have trouble breathing, chest pain, new confusion, inability to wake or stay awake or bluish lips or face **CALL 911!**



Updated: 8/27/20



Evansville Christian School

4400 Lincoln Avenue, Evansville, IN 47714 | 812-477-7777
www.EvansvilleChristian.org

Modified Medical Policy

Students who are ill or exhibit COVID-19 symptoms *that are not otherwise medically explained* will not be allowed to be in school. If a student exhibits COVID-19 related symptoms that are not otherwise medically explained or cannot pass the ECS Daily Health Screener, the parent should not bring the student to school and should contact their doctor. **See the detailed information provided by the Indiana State Department of Health in APPENDIX B for next steps on how to determine appropriate length medical absences.**

NOTE: Be sure to understand the difference between “isolation” and “quarantine.”

- Isolation separates people who *are sick* with a contagious disease from people who are not sick.
- Quarantine separates and restricts the movement of people who were exposed to a contagious disease *to see if they become sick*.

Prevention and Mitigation Strategies

Drop-off and Pick-up

See campus-specific instructions for drop off and pick up procedures.

Masks

Students and staff will be required to wear masks at times. Masks will be required on buses, while entering and exiting the school building, while picking up food in the cafeteria line, and during passing periods/in hallways. Masks may also be required for certain classrooms or classroom activities. Students should plan to have two cloth masks as part of their back-to-school supplies. ECS will follow any local and state mandates regarding mask usage.

Hallways

Passing periods may be adjusted in order to decrease the number of students in the hallways and/or to facilitate traffic patterns more efficiently.

Classrooms

Teachers will use increased spacing between desks to rearrange seating at tables in order to maximize spacing between students.

Lunchroom

Lunchroom seating will be monitored during the school year. Efforts may be taken to reduce the number of students in the lunchroom at one time. Practices such as eating lunch in classrooms, eating outdoors, and modifying the number of students eating in the lunchroom will be considered and monitored. Additional measures that ECS may take include prepackaged lunches with disposable items. Appropriate cleaning supplies and sanitizing supplies will be provided.

Assemblies and Chapels

Chapels are an integral part of the spiritual and emotional component of our program. Though chapels may look different (i.e. socially distant seating, or participation from classrooms), students will experience corporate worship and authentic instruction of God’s Word.

Physical Education Classes

PE is an essential component of student development. Though the following practices may be implemented, PE will continue to be part of ECS curriculum:

- Students will not wear a PE uniform, but they should wear their gym shoes.
- Person to person contact sports will be limited.
- Additional cleaning and sanitizing will be implemented for equipment.



Evansville Christian School

4400 Lincoln Avenue, Evansville, IN 47714 | 812-477-7777
www.EvansvilleChristian.org

Music, Computer and Arts Classes

Music classes will be reorganized to allow social distancing, and other precautions. Art classes may be structured with individual art supply packets and/or students' personal equipment to minimize risk of contamination. Computer Class sanitation will be done between each group of classes.

Athletics

ECS will follow IHSAA recommendations and guidelines.

Recess Procedures

Recess is an essential part of a student's day and is vital for the emotional and physical health of students. The following procedures may be implemented in order to ensure safe recess times:

- Adjusted recess times and groupings of students.
- Increased hand washing/hand sanitizing after recess.
- Increased cleaning and sanitizing of balls, jump ropes, and other playground equipment.

Restrooms

Cleaning and sanitizing procedures will be increased in order to ensure the health and safety of all staff and students.

Waiting Area for Sick Students

ECS has a designated area that will be utilized for sick students that are waiting to be picked up which is different from well students who are simply taking daily medication.

Visitors and Volunteers

Visitors and volunteers serve as an important component of the school program at ECS. At this time we are not able to allow visitors into our school building during school hours without prior appointments, including lunch visitors. Visitors and volunteers will be asked to screen themselves to see if they meet the requirements of our ECS Daily Self-Checklist below before coming to the building: If an answer is "yes," the volunteer should call the school office. The volunteer may be asked not to come in. Likewise, if volunteers begin to experience these symptoms while at school, the volunteer will sign out, exit the building, and call the school office. We reserve the right to screen the temperature of anyone entering the building.

Daily Sanitization Protocols

The priority of preventing the spread of disease in the school setting is to insist that sick employees and students stay home.

Personal Hygiene Efforts

Students and staff will take steps to self-check and take the appropriate measures for good hygiene. These measures include: using the ECS Daily Self-Checklist, staying home when feeling ill, following appropriate hand washing/hand hygiene measures, practicing social distancing measures when appropriate, covering mouth into sleeve when sneezing, and using a cloth mask when appropriate.

School-Wide Disinfections

Teachers, staff, and the cleaning crew will utilize a combination of CDC-approved products to clean desks, common tables, countertops, doorknobs and handles, hands-on learning items, bathroom fixtures, phones, and customer service areas when necessary and on a schedule that is appropriate and reasonable.



Evansville Christian School

4400 Lincoln Avenue, Evansville, IN 47714 | 812-477-7777

www.EvansvilleChristian.org

Hand Sanitizer Stations

Teachers, staff, and students will keep their hands sanitized using the dispensers located in each classroom. Students are also encouraged to have their own supply of hand sanitizer.

Drinking Fountains

Teachers, staff, and students will be encouraged to use a water bottle during the school day, as drinking fountains will not be in use. The hands-free water bottle refill portion of our drinking fountains will be used during the day.

Hygienic Practices

We rely on parents to promote the same hygienic practices that we direct students to practice at school, including:

- Covering coughs or sneezes with a bent arm or tissue and washing hands or using hand sanitizer afterward
- Washing hands with soap and water for 20 seconds, dry hands with a paper towel, and use the paper towel to turn off the faucet
- Keeping hands away from nose, mouth, and eyes
- Avoiding the sharing of food, drinks, and personal care items (e.g. lip balm).

Procedure for Positive or Presumed Positive COVID-19 Case

The following procedure is to be used if a student or employee in any school building is identified as COVID-19 positive or presumed positive.

Action Item: The ECS administration will contact the Vanderburgh/Warrick County Health Department(s) and campus-appropriate church leadership.

Action Item: School office traces the list of potential exposures (employees and students)

- The school office will coordinate (as appropriate) with parents/legal guardians of the student or directly with the employee to build a list of potential exposures.

Action Item: In coordination with the Vanderburgh/Warrick County Health Department(s), the ECS administration will determine the appropriate next steps and if there is a need for school closure.

Action Item: The ECS administration will communicate appropriate details to the school community.

Action Item: If necessary, ECS will transition to our temporary distance learning model for the recommended closing period.



Evansville Christian School

4400 Lincoln Avenue, Evansville, IN 47714 | 812-477-7777






www.EvansvilleChristian.org

Appendix A

ECS Daily Health Screener

COVID-19 Screening for Parents

Every morning before you send your child to school please check for signs of illness:

<input type="checkbox"/>		<input type="checkbox"/>		<input type="checkbox"/>	
	FEVER 100.4* OR CHILLS <small>*or school board policy if threshold is lower</small>		SORE THROAT		COUGH* OR SHORTNESS OF BREATH <small>*especially new onset, uncontrolled cough</small>
<input type="checkbox"/>		<input type="checkbox"/>		<input type="checkbox"/>	
	DIARRHEA, NAUSEA OR VOMITING, ABDOMINAL PAIN		HEADACHE* <small>*particularly new onset of severe headache, especially with fever</small>		NEW LOSS OF TASTE OR SMELL

**May present with more than one symptom. This list does not include all possible symptoms.*

- 1** Does your child have any sign of illness above?
 - 2** Were you in close contact (within 6 feet for more than 15 minutes) with anyone confirmed with COVID-19?
 - 3** If the answer is **YES** to any of the questions, **DO NOT** send your student to school. Instead, begin isolation of your child and contact your healthcare provider. Have you been tested for COVID-19? Only a positive test or provider diagnosis can confirm if someone has a current infection.
 - 4** Please keep your student home until they meet the criteria on the chart on back of the page.
- ➔** If you have trouble breathing, chest pain, new confusion, inability to wake or stay awake or bluish lips or face **CALL 911!**



Updated: 8/27/20



Evansville Christian School

4400 Lincoln Avenue, Evansville, IN 47714 | 812-477-7777

www.EvansvilleChristian.org

Appendix B

Indiana State Department of Health Flowchart for Medical Absences

Individual is NOT a known close contact to a COVID-19 case:



Individual	Symptomatic	No Symptoms
Not tested for COVID-19	<ul style="list-style-type: none"> The individual must remain home for at least 10 days since the first symptoms began AND be fever free without the use of fever-reducing medications for 24 hours AND with improvement of symptoms. Siblings and household members should follow the close contact chart below for exclusion. If diagnosed with another condition that explains the symptoms, such as ear or bladder infection, individual does not need to isolate and close contacts do not need to quarantine, doctor's note required to return to school. 	<ul style="list-style-type: none"> May attend school.
Tested and negative for COVID-19	<ul style="list-style-type: none"> The individual must be fever free for 24 hours without the use of fever-reducing medications and improvement of symptoms, unless otherwise advised by a healthcare provider. If diagnosed with another condition, the individual must complete the exclusion period for the diagnosed disease. Please provide proof of negative COVID-19 test (not antibody). 	<ul style="list-style-type: none"> May attend school.
Tested and positive for COVID-19	<ul style="list-style-type: none"> The individual must isolate at home for at least 10 days since the first symptoms began AND be fever free without the use of fever-reducing medications for 24 hours AND with improvement in symptoms. Repeat testing is NOT recommended for making decisions about when people can return to work or school. Siblings, household members, and other close contacts should follow the close contact chart below. 	<ul style="list-style-type: none"> Must isolate at home for 10 days after the day the sample was collected. Siblings, household members, and other close contacts should follow the close contact chart below.

Individual IS a known close contact to a COVID-19 case:

Individual	Symptomatic	No Symptoms
Not tested for COVID-19	<ul style="list-style-type: none"> The individual must quarantine for 14 days after the last contact with the COVID-19-positive person. If the exposure is to a household member and the case cannot properly isolate away from others at home, the last date of contact may be the last day of isolation for the positive person. The individual must also remain home for at least 10 days since the first symptoms began AND be fever free without the use of fever-reducing medications for 24 hours AND with improvement of symptoms. The criteria in both of the above bullets must be met before returning to school. Siblings, household members, and other close contacts should also follow this chart to determine quarantine length. 	<ul style="list-style-type: none"> Must quarantine for 14 days from the date of last exposure before returning to school or day care. If the exposure is to a household member and the case cannot properly isolate away from others at home, the last date of contact may be the last day of isolation for the positive person. If an individual who is a close contact becomes symptomatic, refer to the symptomatic scenarios.
Tested and negative for COVID-19	<ul style="list-style-type: none"> The individual must quarantine for 14 days after contact with the COVID-19-positive person, even if the student has an alternate diagnosis for symptoms. If still symptomatic after the 14 days, individual must wait to return to school until fever free for 24 hours without the use of fever-reducing medications and improvement of symptoms. 	<ul style="list-style-type: none"> Must quarantine for 14 days from the date of last exposure before returning to school or day care. If the exposure is to a household member and the case cannot properly isolate away from others at home, the last date of contact may be the last day of isolation for the positive person. If an individual who is a close contact becomes symptomatic, refer to the symptomatic scenarios.
Tested and positive for COVID-19	<ul style="list-style-type: none"> The individual must isolate at home for at least 10 days since the first symptoms began AND be fever free without the use of fever-reducing medications for 24 hours AND with improvement in symptoms. Repeat testing is NOT recommended for making decisions about when people can return to work or school. Siblings, household members, and other close contacts should also follow this chart to determine quarantine length. If the close contact tests positive, isolation starts on the day of symptom onset and isolation may end prior to the last day of quarantine or after the 14 days of quarantine. 	<ul style="list-style-type: none"> Must isolate at home for 10 days after the day the sample was collected. Siblings, household members, and other close contacts should follow this chart.

Updated: 8/27/20



Evansville Christian School

4400 Lincoln Avenue, Evansville, IN 47714 | 812-477-7777
www.EvansvilleChristian.org

Appendix C

Emergency Management Plan for Evansville Christian School

From CDC: *People with COVID-19 have a wide range of symptoms reported – ranging from mild symptoms to severe illness. Symptoms may appear 2-14 days after exposure to the virus. People with these symptoms may have COVID-19: fever, shortness of breath or difficulty breathing, dry cough, muscle pain, sore throat, new loss of taste or smell, chills; less common symptoms are gastrointestinal symptoms like nausea, vomiting, or diarrhea. Reported symptoms in children include cold-like symptoms, such as fever, runny nose, and cough.*

If someone is showing any of these emergency warning signs, seek emergency medical care immediately: trouble breathing, persistent pain or pressure in the chest, new confusion, inability to wake or stay awake; bluish lips or face.

If Coronavirus is suspected or tested positive in a person who is away from the facility:

1. Notify the building level principal immediately by email. This information is to be kept confidential in order to safely implement the Emergency Management Plan.
 - a. The building principal will contact the Vanderburgh and/or Warrick County Health Department(s) for specific directions regarding parent contact and next steps.
 - b. Per the Health Department guidelines, evaluate and isolate for sanitization purposes any toys or areas that the student/staff may have been in contact with.
 - c. The affected person (student's family or staff) must notify the building level principal of test results immediately.
2. The building level principal will call the Head of School to appropriately convey the situation.
3. If directed by the Health Department, the building level principal will contact staff and families potentially exposed following communication guidelines.
4. If the event is within 72 hours of another organization's use of the facility, the building level principal will notify the shared ministry administration.
5. Affected person(s) will be asked to quarantine until the following criteria are met: there has been no fever for 24 hours (without fever-reducing medication), other symptoms have improved, and at least 10 calendar days have passed since symptoms first appeared.



Evansville Christian School

4400 Lincoln Avenue, Evansville, IN 47714 | 812-477-7777

www.EvansvilleChristian.org

Appendix C, continued

If Coronavirus is suspected in a person currently at the facility:

1. Isolate the student and contact the parent to pick up if the above symptoms are observed and notify the building level principal immediately. If it is a staff member, immediately send home and call in sub.
 1. Communicate expectations for not being able to return until there has been no fever for hours (without fever-reducing medication), other symptoms have improved, and at least 10 calendar days have passed since symptoms first appeared.
 2. Notify the building level principal immediately. This information is to be kept confidential in order to safely implement the Emergency Management Plan.
 3. The building level principal will contact the Vanderburgh and/or Warrick County Health Department(s) for specific directions regarding parent contact and next steps.
 4. Per the Health Department guidelines, evaluate and isolate for sanitization purposes any toys or areas that the student/staff may have been in contact with.
 5. The affected person (student's family or staff) must notify the building level principal of test results immediately.
2. The building level principal will call the Head of School to appropriately convey the situation.
3. If directed by the Health Department, the building level principal will contact staff and families potentially exposed following communication guidelines.
4. If the event is within 72 hours of another organization's use of the facility, the building level principal will notify the shared ministry administration.



Evansville Christian School

4400 Lincoln Avenue, Evansville, IN 47714 | 812-477-7777

www.EvansvilleChristian.org

Appendix D

Guidelines to Group Safety

Protect Myself

1. Monitor for the symptoms of COVID-19 that are not otherwise explained and report to a medical professional if I experience fever of over 100.0° F without fever-reducing medications, dry cough, shortness of breath, chills, muscle pain, headache, sore throat, or new loss of smell or taste.
2. Wash my hands often with soap and water or use hand sanitizer.
3. Keep my hands, food, water bottle, and other personal items to myself.

Protect Others

1. Be aware and maintain appropriate social distancing, especially in classroom settings or in the presence of older members of the community.
2. Stay home if I feel ill or do not meet the requirements of the ECS Daily Health Screener.
3. Wear an appropriate face covering and other protective gear as directed by the school.
4. Be positive, sensitive, and helpful to anyone around who may be troubled or struggling.
5. Carefully observe instructional signs and follow directions.

Protect our Community

1. Keep my clothing, belongings, personal spaces, and shared common spaces clean.
2. Follow school policy for books, instruments, sports gear, etc.
3. Take appropriate steps to assist in cleaning and/or sanitizing equipment, supplies, and resources that others may also use.